


# EVACUATION

Know your department's evacuation plan prior to need.



## Types

- ▷ **Lateral** - Evacuation through smoke/fire barrier doors to a safe area on the same floor
- ▷ **Vertical** - Evacuation of all occupants on a floor to another safe floor

## Order

- ▷ Evacuate patients nearest the fire first. If leaving the floor, evacuate patients in the following order:
  - ▽ Ambulatory patients
  - ▽ Wheelchair patients
  - ▽ Bedfast patients

## Initial Procedure

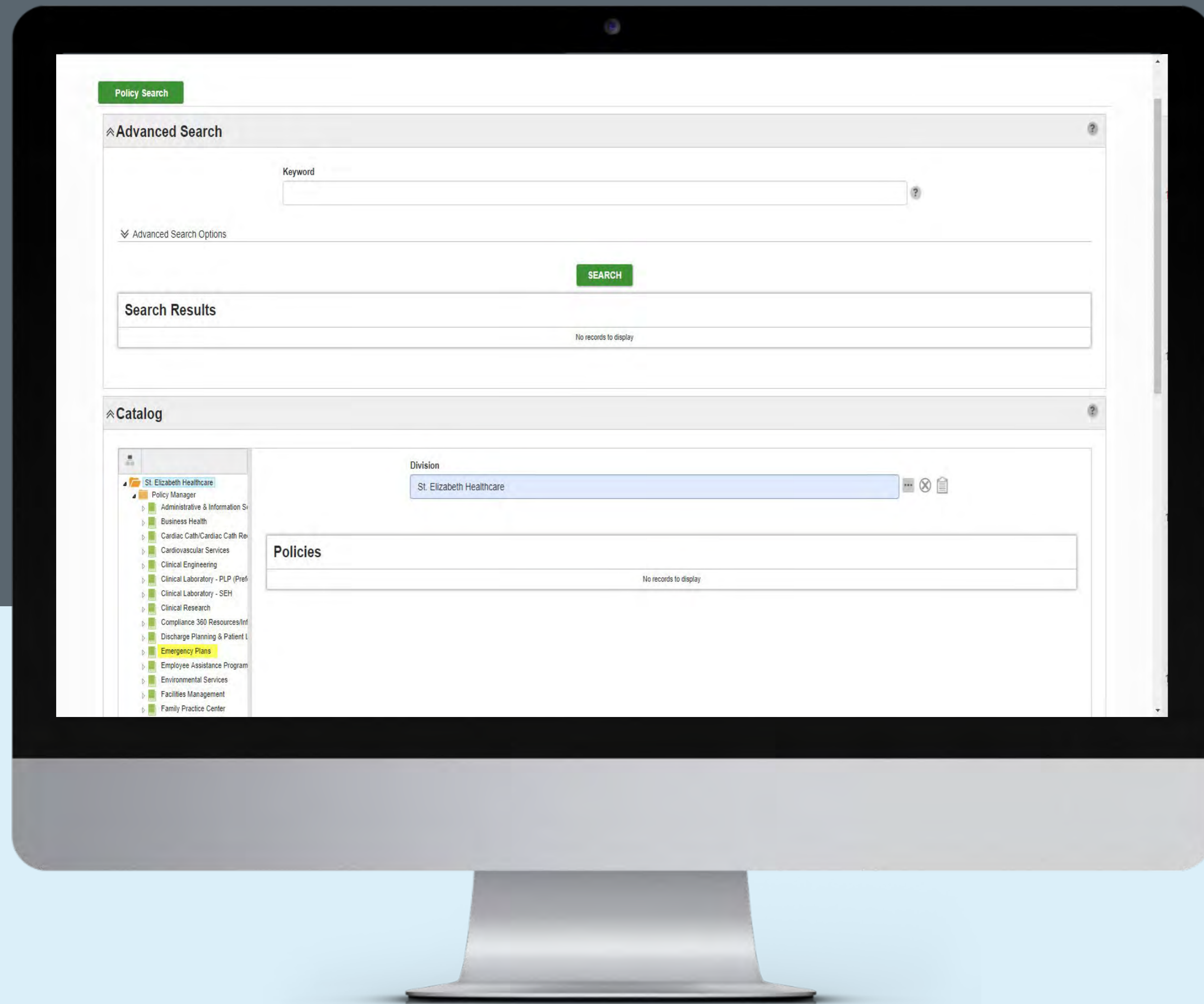
In the event of a fire is to shelter in place until given *all clear* signal.

## Ordered Evacuation

Evacuation will be ordered if fire cannot be controlled, or patients, visitors, and associates are in immediate danger.

# EMERGENCY PLANS

Know where the fire pulls and extinguishers are located.



## Know

Know your department's emergency and evacuation plan before you need to use it.



## Locate

Know where the fire pulls and extinguishers are located.

Emergency Plans are located on the **Compliance360**.

# HAZARDOUS WASTE DISPOSAL

Also referred to as **Infectious waste**. *Costs more than 10x that of general waste.*

## SDS Instructions

Review SDS for instructions on how to dispose of any chemical/chemical containers.

## Still unclear?

If not clearly outlined on the SDS, contact your supervisor and/or Safety Officer to insure proper disposal.



## Description

Biohazard symbol indicates item contains and/or is soiled with blood or body fluids.

## Exposure

- ▶ Contact your supervisor and Employee Health immediately.
- ▶ Infection Control Manual is in **Compliance360** under *Infection Control Manuals*.

## Universal Precautions | Blue bag

All soiled linens are handled with universal precautions.

- Patient linens
- All visibly soiled linen
  - blood
  - stool

## Blood and Body Fluids | Red bag


Saturated with blood/OPIM that may drip or release contents when held vertical, squeezed or compacted.

- Containers of blood/OPIM body fluids that cannot be safely emptied or are not designed to be emptied (*i.e. chest drainage systems*).
- Blood bags & tubing
- Dialysis waste containing blood/OPIM
- Unfixed human tissue or organs
- Laboratory biological waste

## CHEMO Waste Only | Yellow bag

Yellow bags are used for CHEMO waste only.

- Gowns
- Gloves
- Googles
- Wipes
- Empty IVs & tubing
- Linen contaminated with CHEMO waste



## GENERAL WASTE DISPOSAL

vs. BIOHAZARD

- ▷ Paper, plastic, glass
- ▷ Food
- ▷ Blue pads
- ▷ Items such as diapers containing urine, feces, gastric contents
- ▷ Sanitary napkins
- ▷ Emptied urinary drainage bags
- ▷ Vials of saline/sterile water
- ▷ Emptied and rinsed containers that held any body fluids

### Waste Stream Management



Continuous



Rx



Controlled Substance

# UTILITY FAILURE

## Oxygen/Other Medical Gases

- ▶ Supplied from central locations/warehouse.
- ▶ Know where the shut offs are in your area.
  - ▽ Must not be blocked
  - ▽ Must be accessible
  - ▽ Usually near nurses station
  - ▽ It is the responsibility of the *Nurse Manager, Respiratory supervisor or designee to see shut off valve is turned off in a fire situation.*
- ▶ Contact Plant Engineering if failure occurs.

## Oxygen Cylinder Safety

- ▶ Should be safely stored with valves closed, in a carrier or rack (**No more than 12 full cylinders in a smoke compartment**).
- ▶ Damaged tank can act like a rocket or missile  
O2 cylinders on wheelchairs or stretchers are considered working stock.  
  
O2 cylinders must be stored in racks, not lying on
- ▶ floor, beds or hanging from hook.

# CLINICAL ENGINEERING LABELS

Clinical Engineering Department  
QA/PM Inspection Completed  
Expires: \_\_\_\_\_  
If expired, contact Clinical Engineering

Scheduled QA/PM not required.  
For service, contact Clinical Engineering

Electrical Safety  
Testing Passed

*Items that are not inspected on a regular basis*

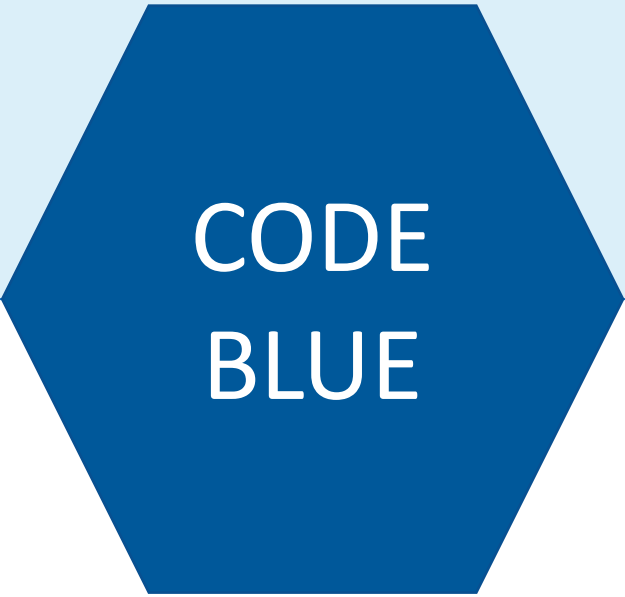
*Indicates confirmation testing and should not be removed until the equipment has left the medical center.*

If the date on the label is expired **discontinue use** and contact Clinical Engineering.

Maintains an inventory of all medical equipment.

Clinical Engineering confirms the operational & electrical safety of all medical equipment (demo, loaner, rental).

# Emergency Codes



CODE  
BLUE

## Cardiac or Respiratory Arrest (Adult or child)

- ▶ Medical Emergency somewhere in the hospital.
- ▶ Dial 22222 - Activate the Code Blue button
- ▶ The location is sent via pager and phone msg. to the code team. **This code is not announced.**
- ▶ The Code management is addressed under **Clinical Skills** (formerly called **Mosby Skills**)- *Code Management*
- ▶ Assist the Code team
- ▶ In non-hospital sites call 911

# Emergency Codes



CODE  
RED

**Code Red - An announcement that indicates a possible fire, smoke condition exist that requires IMMEDIATE ACTION**

- ➡ Dial 22222 – Report a code red. The location is announced with the code
- ➡ When a fire alarm is activated, this signals the switchboard & the Fire Department dispatcher
- ➡ **Follow R. A. C. E.**
  - ➡ **R-Rescue, A-Alert, C-Contain (if possible), E-Extinguish, Evacuate or Escape**
- ➡ **Fire Extinguisher use P.A.S.S. –**
  - ➡ **P-Pull, A- Aim, S-Squeeze, S-Sweep**
- ➡ Elevators can be used at Edgewood if not in alarm. All other hospitals when cleared by the Fire Department.



# Emergency Codes

CODE  
PINK

## Infant/Child Abduction

- ➡ St. Elizabeth has installed an infant alarm system to prevent infant abductions.
- ➡ Should a confirmed abduction occur, a “Code Pink” announcement will be made over the PA system.
- ➡ **During code pink, all available staff need to secure doors to exits and stairways and stay alert**
- ➡ Staff will follow the department plan as specified in their department section of the Disaster Plan.
- ➡ Non-Critical departments should have staff report any suspicious person/persons with infants/children or suspicious activity to Security immediately.



Baby is in  
Pillowcase

**Infant/Child abduction**

**Call 22222  
Immediately!**

# Weather Emergency – Tornado Watch

**Tornado  
Watch**

- National weather service or local TV station information indicates conditions in Kenton, Campbell, Boone or Grant County are capable of producing a tornado.
- Security will notify operator to make the announcement to activate the tornado watch. A computer screen will pop-up on all SEHC table computers with an alert to the weather condition.
- Monitor weather conditions for updates.
- Keep patients and visitors updated.
- Remain calm & alert for further information.

